

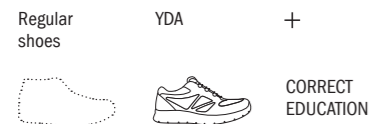
# Diabetic Foot Off-loading Algorithm<sup>®</sup>

## Patient with Diabetes

### No ulceration

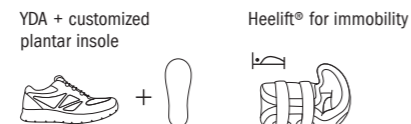
#### Foot with no risk

- No neuropathy, no vasculopathy, no deformity



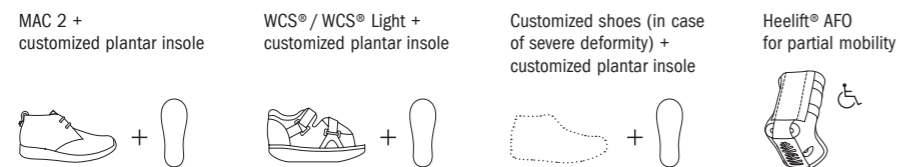
#### Foot at risk and foot at high risk

- Neuropathy and/or vasculopathy and/or foot deformity and/or preulcerative sign



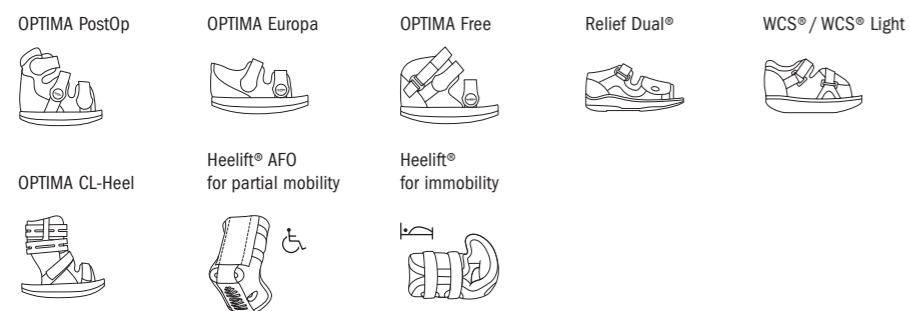
#### Foot at very high risk

- Neuropathy and/or vasculopathy + severe deformity or history of ulceration



#### Prophylactic Surgery and curative surgery

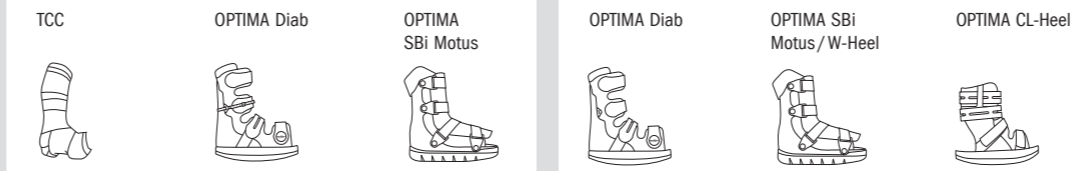
- Prophylactic surgical correction (post deformity correction)



### Ulceration


#### Neuropathic wounds

##### Recommendation I\*



##### Recommendation II\*

##### Recommendation III\*



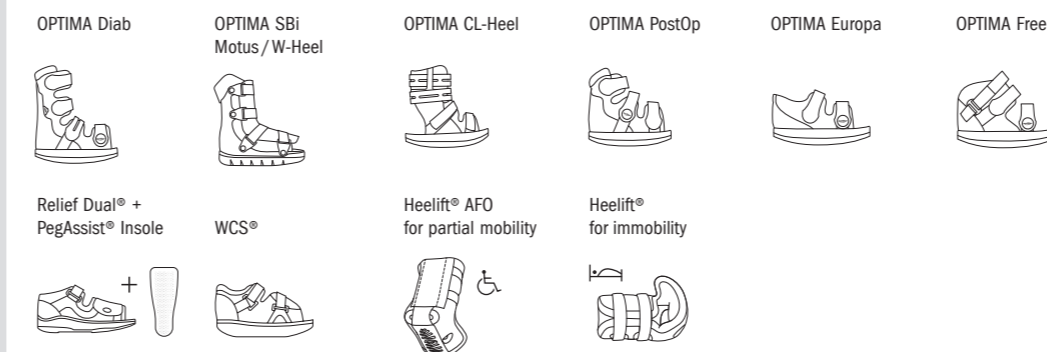
\* International Guidelines of Diabetic Foot: [www.iwgdf.org/guidelines/guidance-on-footwear-and-offloading-2015](http://www.iwgdf.org/guidelines/guidance-on-footwear-and-offloading-2015)

#### Ischemic wounds >

#### Infected ulceration / wound >

Before and after revascularization

Mild / Moderate / Severe (together with a correct treatment of the infection)



### Charcot foot

#### Acute phase

- Complete Off-bearing



#### Convert from acute to chronic




#### Chronic phase

MAC 2 or customized shoes (in case of severe deformity) + customized plantar insole

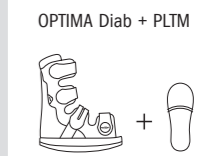


### Minor amputation management

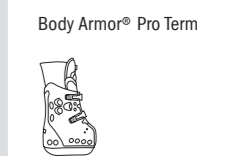
#### Toe I - V



#### Transmetatarsal



#### Lisfranc / Chopart / Syme



- = Prevention
- = Acute
- = Chronic

Essential Bibliography: A. Piaggese et al, Foot & Ankle International, April 15, 2016, vol. 37, Issue 8, 2016 | A. Piaggese, Diabetes Care, March 2007, vol. 30, no. 3 586-590 | J. Donnelly, JWC, vol. 20, Number 7, July 2011 | R. Dahmen, Diabetes Care 24: 705-709, 2001 | E. Faglia, G. Clerici, Foot Ankle Int., 2013 Feb; 34 (2): 222-7 | D. G. Armstrong, Diabetes Care 24: 1019-1022, 2001 | C. Caravaggi, E. Faglia, Diabetes Care 23: 1746-1751, 2000 | D. Armstrong, Diabetes Care, March 2005, vol. 28, no. 3 551-554 | Stephanie C. Wu, Diabetes Care 31: 2118-2119, 2008 | Ira A. Katz, Diabetes Care, March 2005, vol. 28, no. 3 555-559